

3,4

ATWS

ATWS Analysis for Total Loss of Feedwater Sequence in UCN 3&4

150

ATWS (1,2) 가 MELCOR 가
 MIDAS/PK 3,4 ATWS 240 24MPa (3500 psi)
 ATWS 가
 ATWS 가
 가 가 가

Abstract

ATWS is a trip-failed severe accident initiated from the transients like a turbin trip, a control bank withdrawal, and a loss of feedwater which are expected to occur comparatively often (one or two occurrences / year). In this study, an ATWS sequence in Ulchin 3&4 is analyzed and the effects of the important systems are studied for accident management purpose using a MIDAS/PK computer code. The MIDAS/PK code has been developed via coupling a point kinetics module with the MELCOR code. The code calculates a primary peak pressure of about 24MPa at 240 seconds for the ATWS initiated by a TLOF (Total Loss of Feedwater) transient. Along with the basic ATWS analysis, several sensitivity runs are performed. From these, the turbins and the safety depressurization system (SDS) are judged to be important. The turbin trip resulting in a loss of offsite power and a RCP trip, degrades primary heat transfer to the secondary sides, and in turn, increases primary coolant temperature which reduces the reactor power due to the negative moderator temperature coefficient. Manual operation of SDS has an effect to lower the primary peak pressure considerably via supplementary depressurization in addition to the PORVs.

1.

가
 ATWS 가

ATWS가
가 가
ATWS 가
W (1/2/3/4 1/2) 가 AMSAC (ATWS Mitigating System Actuation
Circuitry) AMSAC 가
[1], AMSAC ,
가 가 ,
ATWS
ATWS

2. ATWS

MELCOR [2] MIDAS/PK [3]
ATWS MELCOR(1.8.3) ATWS
, MIDAS/PK
ATWS 가 가
(Total Loss of Feedwater : TLOF)
, (conservatively upper bound)
가
3,4 ,
3,4 MELCOR(1.8.3) input deck [4] MELCOR (MIDAS/PK
) , 100
100 가 :
- 가
- 가 (safety relief valve : SRV)
(safety depressurization system : SDS)
-

1) **CASE-1 : (100% full power)**

MELCOR
 가
 가 < .1> . 100
 100 2825MW
 < .3> 120-
 160 200 30MPa
 가
 가 , MELCOR 가 647.245 K (3200
 psi) ' material property error' (MELCOR
 [2] MP-RM-54). 100 (200) error
 31MPa(4450 psi)

2) **CASE-2 : (trip)**

가 MELCOR
 가 ¹
 ~ ~
 가 , 41,000kg 가 가
 93.6%
 6.4% 가 , 6.4%
 , 50 (< .1> 150) 가
 , < .3> 가 (=17.2MPa)
 20

3) **CASE-3 : Chexal-Layman**

MELCOR downcomer
 Chexal-Layman BWR ATWS
 MELCOR [2] PWR

¹ 3,4 , 2421 psia

Chexal-Layman PWR 가 ,
 40% (< .1>). 240 ((340) ' material property error' < .3>
 32MPa(4600 psi) .

4) **CASE-4 CASE-5 :** - **18%** -

void . ATWS 가 가
 가 . ' reactivity void
 coefficient' . MELCOR
 void
 . < .1> 2825MW 2500MW
 10% , 가 120
 (220) ' material property error'
 < .3> 32MPa(4600 psi) . , 가 50
 K 가 (< .5>) 가 가 .
 가
 100 가
 . , < .1> 가 100 500MW
 (18%)
 20.5MPa(3000 psi) (< .3>).

5)

① **CASE-6 :**

MIDAS/PK TLOF 가 .
 MIDAS/PK < .5> .
 가 가
 < .2> , 110 200 (210
 300) 50% 10% . ,

(100) 1100K 300 700 K (< .6>).
< .7> 3,4 가

< .4> 200 가 240 24.4MPa(=3540 psi) .
380 'material property error'

② CASE-7 : (RCP)

(reactor trip breaker)가

가 ATWS 가 ,
(reactor coolant pump : RCP) . RCP가
가 ,
가 200 (, RCP가)
, RCP RCP가 가
(< .5>) 200 (< .2>),
< .4> 520 20.3MPa (=2940 psi) . ,
RCP가 ,

MIDAS/PK

가 .

③ CASE-8 : (SDS)

가 (SRV) (SDS)
. 3,4 , 6cm SRV 3 가 2500 psi ,
4.24 cm 2 SDS가 . SDS
SDS 2 가 가 (SRV 가). ,
< .4> , 225 22.6Mpa(3280 psi) , SDS
1300 .

3.

MELCOR(1.8.3) MIDAS/PK / ATWS

< .1> . ATWS 가

가 가 , , 가 가
(, 가
). 가
, ATWS 가 ~
(ASME Boiler and Pressure Vessel
Code Level C service limit criterion)가 SECY-83-293[5] WCAP-
11992[6] 22MPa(3200 psig)가
ECCS 가 가 ,
(core damage) 가 가
100
(=30.7MPa), 18% 20.4MPa
가
가
(=24.4MPa) 100 , ATWS
가
가
가 , 가
가 100 , 20.3MPa
. 3.4 , (SDS)
, 22.6MPa
가

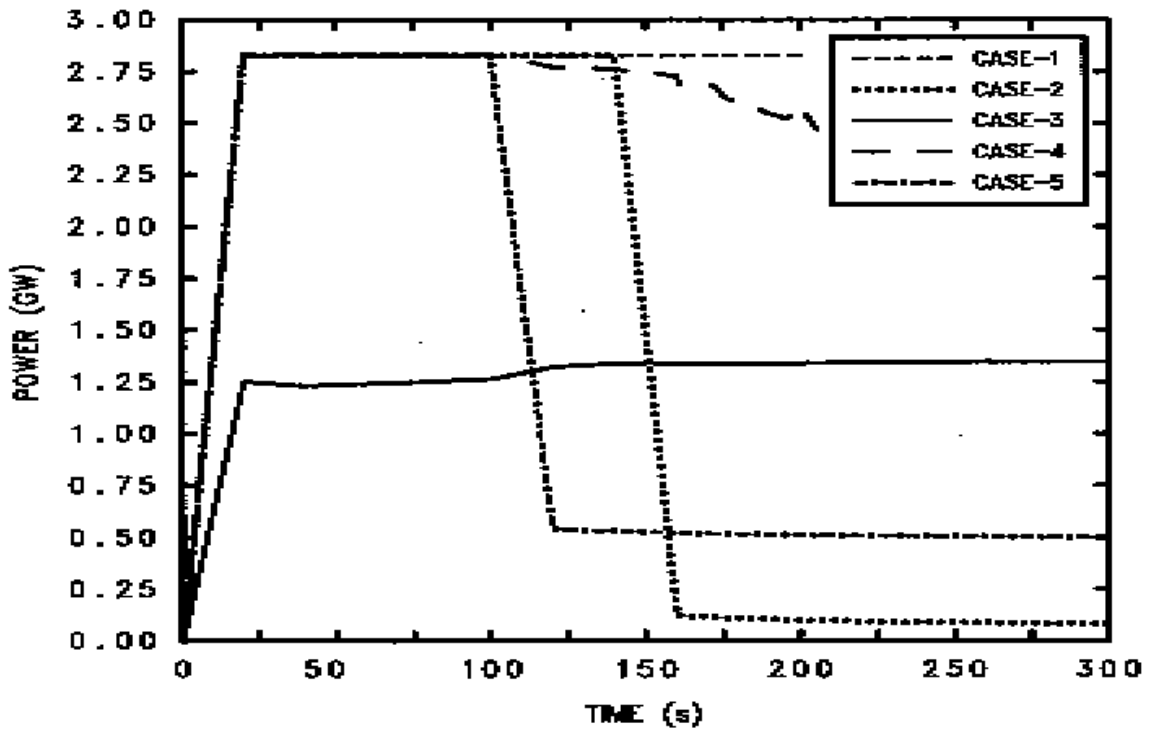
< .1> ATWS

		MIDAS/PK(1.8.3)			MELCOR(1.8.3)				
			(t=200 RCP)	(SDS)		Chexal-Laymann		+	18% +
1	(MPa/psi)	24.3811/ 3540	20.2542/ 2940	22.6255/ 3280	30.7312/ 4450	31.7014/ 4600	17.5760/ 2550	31.6764/ 4600	20.4269/ 2960
	()	240	520	225	203	340	120	205	780
(MW)	130	2400	2400	2390	2820	1330	2820	2760	530
	160	2210	2210	2240	2820	1330	120	2720	520
	190	2060	2060	1940	2820	1330	90	2540	510

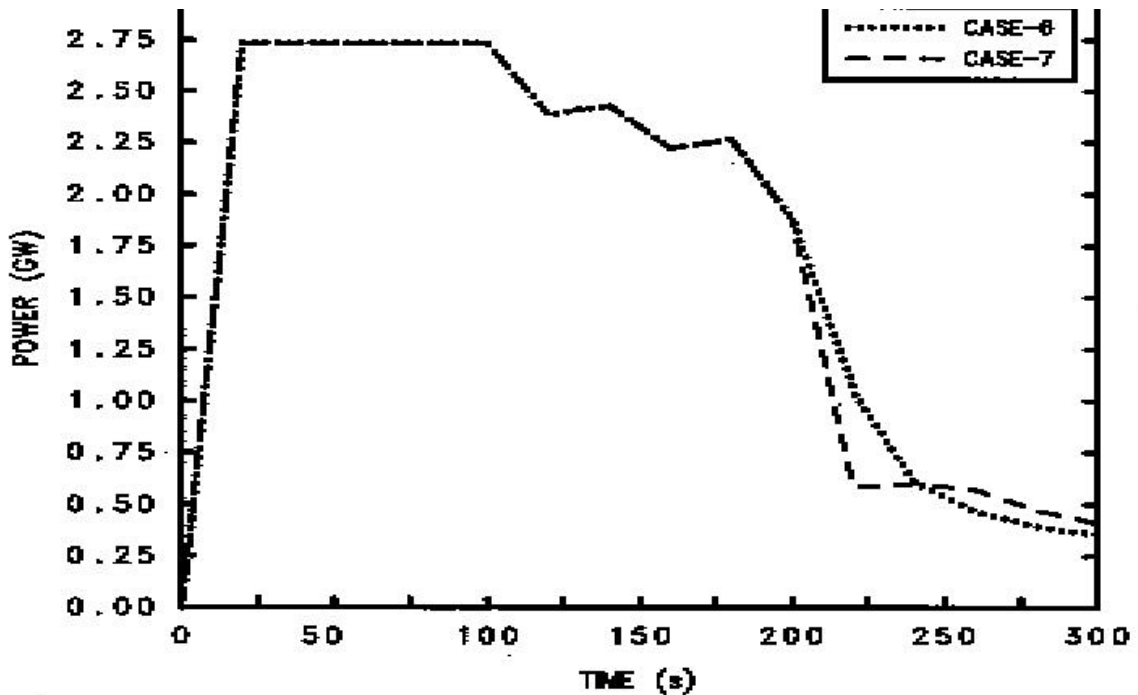
()	376	759	1312	203	340	3,600	205	3342
void ()	-	220	340	-	-	-	-	620
SG ()	210	228	207	201	302	1,288	195	530
RCP ()	-	200	400	-	-	500	-	509

- [1] , “ATWS : ”, Journal of Korean Nuclear Society, Vol.17, Number 2, pp.145-148, June 1985.
- [2] MELCOR Computer Code Manuals (Primer and User's Guide Version 1.8.3), NUREG/CR-6119, SAND93-2185, September 1994.
- [3] , , “ MIDAS/PK ”, '99KNS , 1999.5.
- [4] , "MELCOR : 2", KAERI/TR-810/97, , 1997.
- [5] Amendments to 10 CFR 50 related to anticipated transients without scram (ATWS) events, SECY-83-293, NRC, 1983.
- [6] Joint Westinghouse Owners Group/Westinghouse Program: ATWS Rule Administration Process, WCAP-11992, Pittsburgh, Pennsylvania, Westinghouse Electric Corporation, 1988.

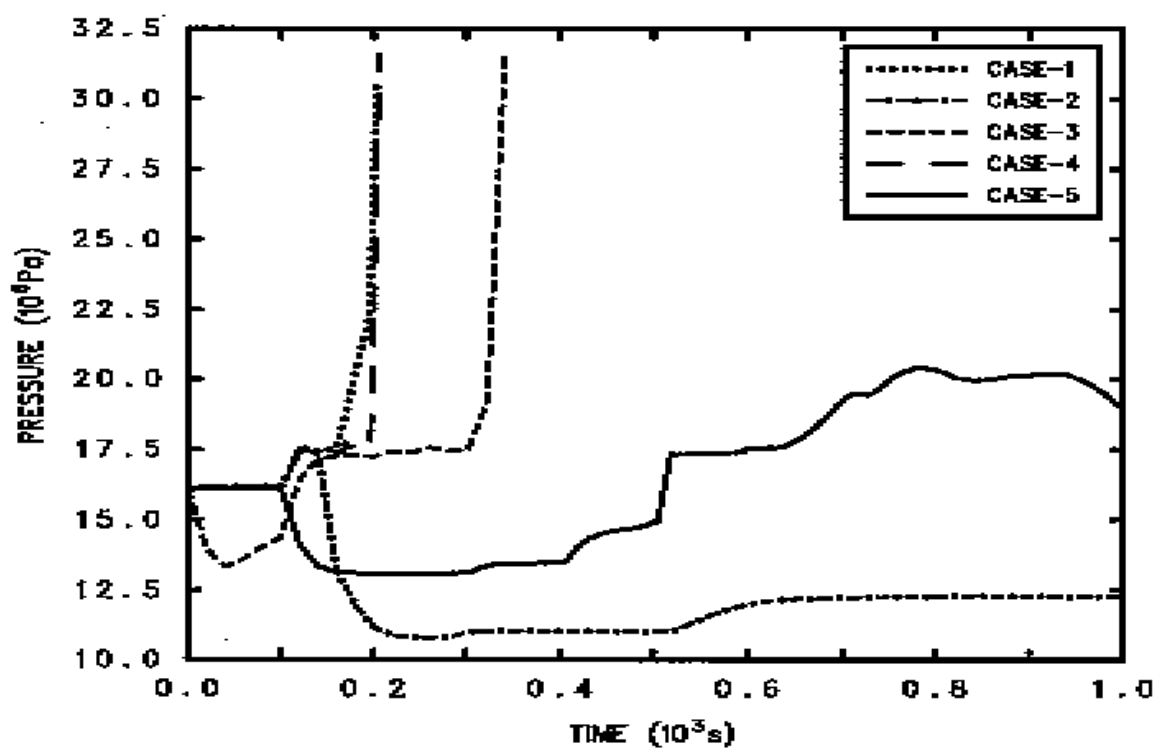
- < .1> ----- 1.gif
- < .2> ----- 2.gif
- < .3> ----- 3.gif
- < .4> ----- 4.gif
- < .5> ----- 5.gif
- < .6> ----- 6.gif
- < .7> ----- 7.gif



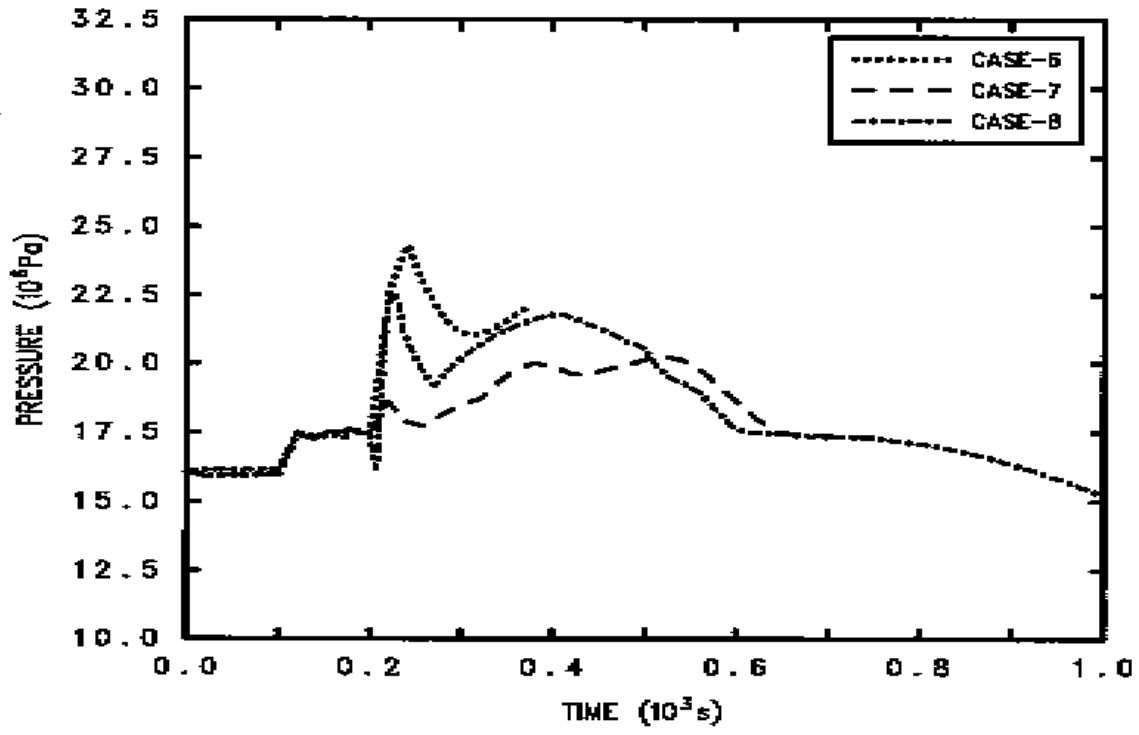
<그림.1> CASE-1/2/3/4/5 에서의 출력거동



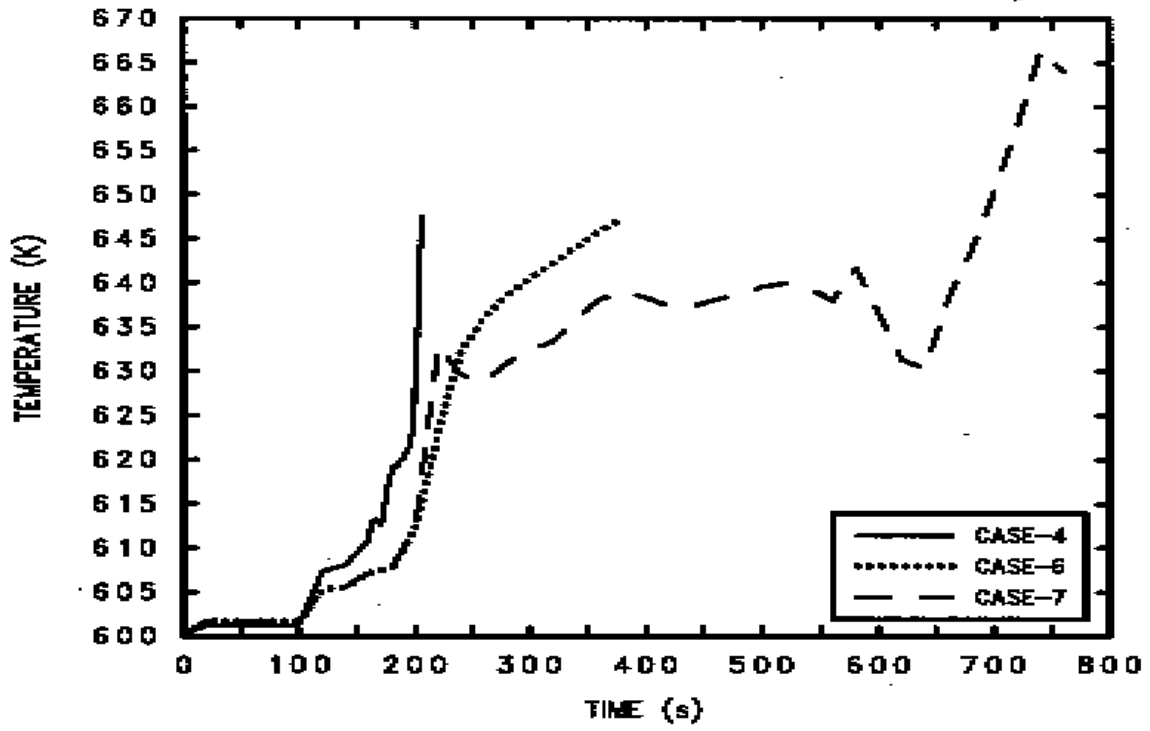
<그림.2> CASE-6/7 에서의 출력거동



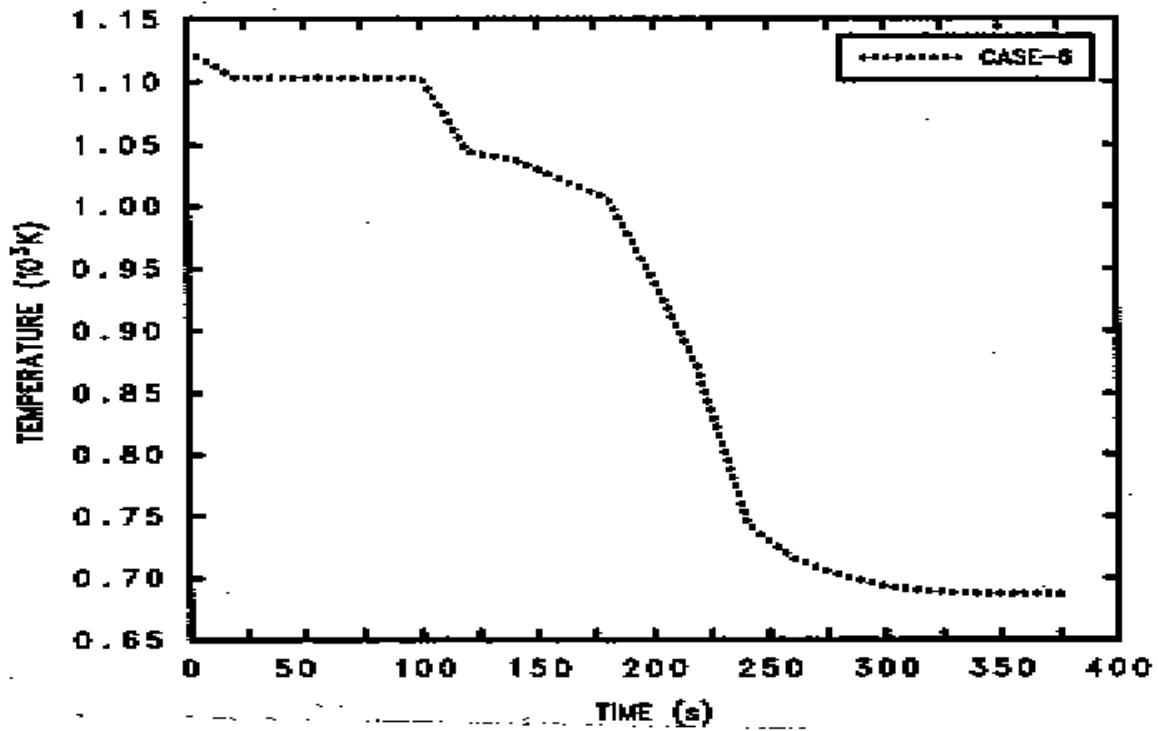
<그림.3> CASE-1/2/3/4/5 에서의 압력거동



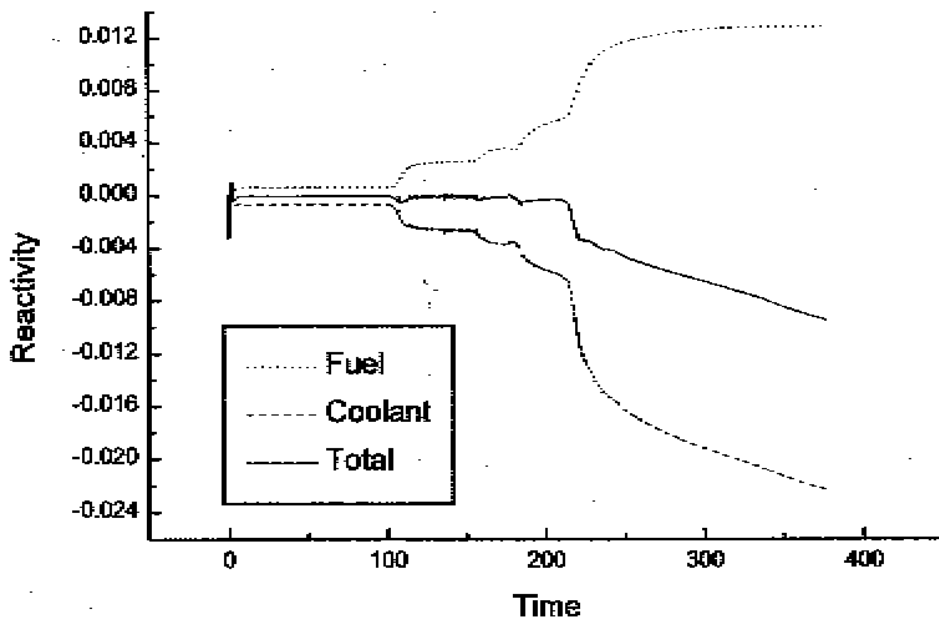
<그림.4> CASE-6/7/8 에서의 압력거동



<그림.5> CASE-4/6/7 에서의 일차계통 냉각수 온도



<그림.6> CASE-6에서의 핵연료 평균온도



<그림.7> 동력학 모델을 이용한 기본계산의 경우에 시간에 따른 변환반응도값 변화