

## A Study for Establishment of a Korean SMR EPZ Based on U. S. SMR Approach

Kilyoo Kim<sup>a\*</sup>, Sangbaik Kim<sup>a</sup>, Seokjung Han<sup>a</sup>, Omar Natto<sup>b</sup>

<sup>a</sup>Virtual Nuclear Power Plant Technology Development Division, Korea Atomic Energy Research Institute

<sup>b</sup>K.A. CARE (King Abdullah City for Atomic and Renewable Energy) of Saudi-Arabia

1045 Daedeokdaero, Yuseong, Daejeon, 34057, South Korea

\*Corresponding author: kykim@kaeri.re.kr

### 1. Introduction

Recently, in U.S., by the NRC regulation [1] and industry guide such as NEI [2], a scalable emergency planning zone (EPZ) is accepted for small modular reactors (SMRs) less than 1,000 Mwt. According to this friendly atmosphere, a new plume exposure pathway EPZ of NuScale SMR, which is near site boundary size, is submitted to NRC for approval [3]. The EPZ setup methodology adapted in the NuScale is the methodology suggested in the NEI guidance [2].

In Korea, several SMRs, such as SMART [4], BANDI-60s [5], etc., are being developed. For the EPZ setup for one of Korean SMRs, the NEI methodology for EPZ distance is applied, and this paper describe the results.

### 2. Methods

#### 2.1 EPZ Setup Methodology of NEI

The NEI EPZ setup methodology [2] adapted by NuScale has the following characteristics;

- The EPZ is scalable whose plume exposure pathway can be less than 10 miles which is almost fixed for the large commercial reactors.
- The EPZ is determined by the criteria of NUREG-0396 [6]. However, the determination between less and more severe accidents is depend on whether the containment is intact or not. (Rule 1)
- For severe accidents, dose-distance results are aggregated using accident sequence frequency information derived from PSA. (Rule 2)

In USA, NUREG-0396, which was issued in 1978 before TMI accident, is still backbone in the current EPZ regulation.

The following three criteria suggested in NEI [2, 3] are based on the those of NUREG-0396, but are slightly modified by using acceptable assumptions for the SMR.

Criterion a: The distance at which dose does not exceed either a 1 rem TEDE (Total Effective

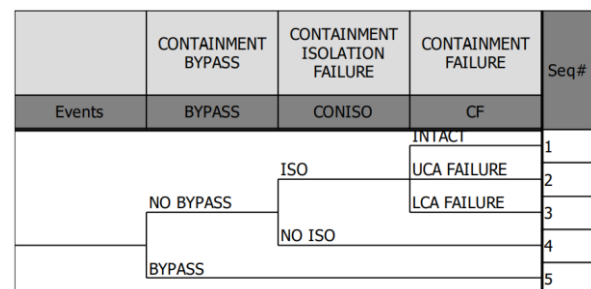
Dose Equivalent) at mean weather conditions (or a 5 rem TEDE criterion at 95<sup>th</sup> percentile weather conditions) for design-basis source term. (Exposure duration of 4 days)

Criterion b: The distance at which dose does not exceed either a 1 rem TEDE criterion at mean weather conditions (or a 5 rem TEDE criterion at 95<sup>th</sup> percentile weather conditions) for less severe accident sequences. (Exposure duration of 4 days)

Criterion c: The distance at which the conditional probability of exceeding 200 rem whole body acute dose drops below 1E-3 for more severe accident sequences. (Exposure duration of 1 day)

#### 2.2 EPZ for a Korean SMR

After the level 2 PSA of a Korean SMR, source terms are calculated according to five source terms categories (STC) shown in Fig. 1.



UCA: Upper Containment Area  
LCA: Lower Containment Area

Fig. 1. Source Term Category Logic Diagram

In Fig. 1, source term category 1 (STC1) means 'no containment failure'. STC2, STC3, STC4, and STC5 indicate 'UCA failure', 'LCA failure', 'containment isolation failure' and 'containment bypass', respectively.

By the Rule 1 of Section 2.1, STC1 is treated as a less severe accident sequence since the containment is

intact. STC2, STC3, STC4, and SCT5 are treated as more severe accident sequences.

Containment failure frequency for each STC was calculated. However, in Table 1, the containment failure frequency is not shown, but only its fraction is given since frequency fraction is enough for this paper.

STC	Containment Failure Mode	Freq. Fraction	Remark
1	NO CF		Less Severe
2	CF: UCA Failure	10 %	More Severe
3	CF: LCA Failure	52 %	
4	CF: Isolation Failure	0 %	
5	CF: Bypass Failure	38 %	

Table 1 Containment failure freq. of the Korean SMR

### 3. Results

#### 3.1 EPZ Distance by Criterion a

With MACCS2 code [7], the doses received after station blackout (SBO) design basis accident (DBA) are calculated at different distances from the Korean SMR, and the Criterion a of Section 2.1 was applied with mean and 95<sup>th</sup> percentile weather conditions. Conditional probability of 1 rem exceedance vs distance curve is shown in Fig. 2. In Fig. 2, when mean weather condition is used, the EPZ distance would be 200 m. Also, the result of 95<sup>th</sup> percentile weather condition with 5 rem threshold is not beyond 200 m.

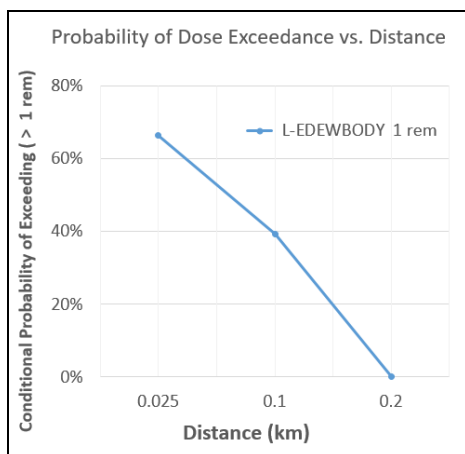


Fig. 2. Probability of 1 rem exceedance vs distance curve in SBO DBA case

#### 3.2 EPZ Distance by Criterion b

Since less severe accident sequence is only STC1, the Rule 2 of Section 2.1 is not necessary. The Criterion b of Section 2.1 was applied with mean and 95<sup>th</sup> percentile weather conditions. Thus, in Fig. 3, if mean value is used, EPZ size could be conservatively determined as 300 m. Also, the result of 95<sup>th</sup> percentile weather condition with 5 rem threshold is similarly 300 m.

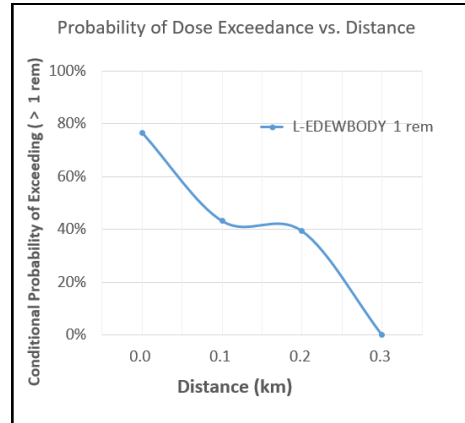


Fig. 3. Probability of 1 rem exceedance vs distance curve in STC1 less severe accident case

#### 3.3 EPZ Distance by Criterion c

Since more severe accident sequences are STC2, STC3, STC4, and STC5, the Rule 2 of Section 2.1 is used. Since ‘red marrow acute dose’ is used instead of ‘whole body acute dose’ in NEI guidance [2], the ‘red marrow acute dose’ is used in Criterion c. The probability of 200 rem dose exceedance vs distance is in Table 2.

Table 2. Calculation of probability of dose exceedance

		Sequences			Total CDF
		STC2	STC3	STC5	
	CDF	10%	52%	38%	1.00E+00
Distance (km)	Cond. Prob. of exceeding 200 rem for sequence i at distance j				Total Cond. Prob. of exceeding 200 rem at distance j
1	0.025	5.03E-01	5.56E-01	1.00E+00	7.17E-01
2	0.1	2.81E-03	2.81E-03	1.00E+00	3.77E-01
3	0.2	0.00E+00	0.00E+00	1.00E+00	3.75E-01
4	0.3	0.00E+00	0.00E+00	1.00E+00	3.75E-01
5	0.4	0.00E+00	0.00E+00	4.30E-01	1.61E-01
6	0.5	0.00E+00	0.00E+00	4.30E-01	1.61E-01
7	0.6	0.00E+00	0.00E+00	4.08E-01	1.53E-01
8	0.7	0.00E+00	0.00E+00	1.64E-01	6.16E-02
9	0.8	0.00E+00	0.00E+00	2.81E-03	1.05E-03
10	0.9	0.00E+00	0.00E+00	1.14E-04	4.28E-05

In Table 2, the conditional probabilities (given more severe accidents) of dose exceeding 200 rem whole body acute for each of the three sequences (STC4 is neglected since its frequency fraction is zero.) are given for ten distances from the reactor, 25 m to 900 m. The conditional probability of the dose exceeding 200 rem summed over all sequences at a given distance is in the right-hand column. From these values for the 10 distances in Table 2, a curve is plotted as shown in Fig. 4 and the distance at which probability drops below  $1E-3$  is determined, as an EPZ distance. In Fig. 4, the EPZ distance would be 800 m by aggregating the frequency fraction.

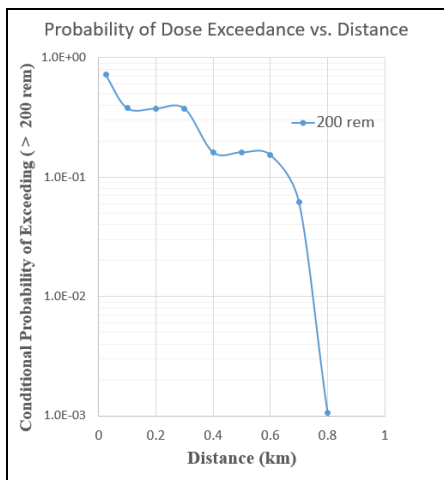


Fig. 4. Probability of 200 rem exceedance vs distance curve in more severe accident sequences case

### 3. Conclusions

The results of MACCS2 calculation show that the largest plume dose pathway EPZ distance for the Korean SMR is determined from the *Criterion c* for the most severe accident. The EPZ could be 800 m.

Even though a further study is required, it seems that the Korean SMR could use the site boundary EPZ where the Exclusive Area Boundary (EAB), the Low Population. Zone (LPZ), and EPZ are the same distance.

### Acknowledgement

This work was supported by joint project funded by KAERI and K.A. CARE.

### REFERENCES

- [1] NRC, "Emergency Preparedness for Small Modular Reactors and Other New Technologies", Proposed Rules 10 CFR Parts 50 and 52, Federal Register Vol. 85, No. 92, May 12, 2020
- [2] NEI, Proposed Methodology and Criteria for Establishing the Technical Basis for Small Modular Reactor Emergency Planning Zone, Dec. 2013
- [3] NuScale Power, Licensing Topical Report, "Methodology for Establishing the Technical Basis for Plume Exposure Emergency Planning Zones," TR-0915-17772-NP, Revision 2, nonproprietary version, August 2020
- [4] Kim, K.K., Lee, W., Choi, S., Kim, H.R., Ha, J., 2014. SMART: The First Licensed Advanced Integral Reactor. J. Energy Power Eng. 8, 94–102. <https://doi.org/10.17265/1934-8975/2014.01.011>
- [5] Ilhwan Kim, Geeseok Kim, Changku Chung, Hanrim Choi, Jongtae Seo, Songkyu Lee (KEPCO- E & C), "Development of Floating Nuclear Power Plant BANDI-60s", Korean Society Fluid Machinery, Summer Conference 2020
- [6] U.S. NRC, "Planning Basis for the Development of State and Local Government Radiological Emergency Response Plans in Support of Light Water Nuclear Power Plants," NUREG-0396/EPA 520/1-78-016, December 1978.
- [7] NRC, Code Manual for MACCS2: Volume 1, User's Guide, NUREG/CR-6613, Vol. 1, 1998