

Development of the Preliminary Risk Profile for Hanaro Research Reactor

Seung-Cheol Jang*, Yoon-Hwan Lee, Jeong-Gon Ha, Sang-Baik Kim, Sora Kim, Goan-Yup Lee
Korea Atomic Energy Research Institute, 111, Daedeok-daero 989beon-gil, Yuseong-gu, Daejeon, 34057
*Corresponding author: scjang@kaeri.re.kr

1. Introduction

According to the requirements of the Citizen Verification Team (2019.4 ~ 2018.3), a research project was launched in 2019 to prove that the operating research facilities are fully satisfied with the domestic nuclear safety goals (e.g., less than 0.1% of individual risks) through the risk profile assessment of the research site.

A risk profile for nuclear facilities can be derived from a probabilistic risk assessment (PSA) as a presentation tool to show how risks vary across comparable entities. The risk profiles can be generally expressed in a log-log scale of complementary cumulative density function (CCDF) as a multiplication of off-site release frequency (Level 1&2 PSA results) and population-weighted risk (Level 3 PSA results). In a mathematical meaning, the integral value of the CCDF corresponds to the average individual risk.

The paper focuses on the preliminary risk profile based on the preliminary level 1/2/3 PSA for the Hanaro research reactor.

2. Development and Results of the Preliminary Risk Profile for Hanaro Research Reactor

2.1 Modelling and Quantification of the Off-site Release Accident Sequences

First, the following range of level 1 & 2 PSA models was developed in order to obtain the main off-site release accident scenarios and quantify their frequencies for Hanaro facilities:

- 1) Development of preliminary full-power PSA model for internal and external events (seismic only) at Hanaro facilities [1],[2]
- 2) Qualitative assessment of low power and shutdown PSA model for Hanaro facilities (screening-out) [2]
- 3) Qualitative assessment of Hanaro spent fuel pool including bounding thermal-hydraulic analysis (screening-out) [2]
- 4) Seismic hazard analysis of the research site [2],[3]
- 5) Preliminary evaluation of seismic fragility for major structures and equipment of Hanaro facilities [2]
- 6) Development of preliminary MELCOR input model and severe accident analysis for Hanaro facilities [2],[4]

As a result, the frequency and release characteristics of each major accident scenario included in the preliminary risk profile are summarized in Table 1.

Table 1. The Results of the Preliminary PSA for Hanaro

Event Type	Initiating Event(IE)	Core Damage(CD) Accident Seq.	IE Frequency	CD Frequency	Early /Late	STC*
Internal Event	%BT-LOCA	#BT-LOCA-4	6.85E-06	4.50E-14	E	3
	%BT-LOCA	#BT-LOCA-3	6.85E-06	1.31E-11	L	4
	%BT-LOCA	#BT-LOCA-2	6.85E-06	4.49E-07	L	4
	%GTRN-AT	#GTRN-AT-3	5.65E+00	1.90E-09	L	1
	%GTRN-AT	#GTRN-AT-4	5.65E+00	2.56E-08	E	3
	%GTRN-MT	#GTRN-MT-4	1.43E+00	1.70E-12	E	3
	%GTRN-MT	#GTRN-MT-3	1.43E+00	4.80E-10	L	1
	%LOCA	#LOCA-3	9.89E-04	6.50E-12	E	3
	%LOCA	#LOCA-2	9.89E-04	1.89E-09	L	4
	%LOEP	#LOEP-2	1.92E+00	3.68E-06	L	1
	%LOPCS	#LOPCS-2	6.20E-02	1.19E-07	L	4
	%LOPCS	#LOPCS-3	6.20E-02	1.40E-09	E	3
	%LOSCS	#LOSCS-3	6.20E-02	2.08E-11	L	1
	%LOSCS	#LOSCS-4	6.20E-02	2.81E-10	E	3
	%RIA	#RIA-3	1.67E+00	5.60E-10	L	1
	%RIA	#RIA-4	1.67E+00	7.57E-09	E	3
%SCFB	#SCFB-4	1.30E-05	2.62E-07	E	3	
%SCFB	#SCFB-3	1.30E-05	4.23E-15	L	1	
Seismic	Bin 1 (0.1-0.3g)	%SEIS #GS-LOCA-2!	1.88E-04	1.84E-14	L	4
		%SEIS #GS-LOCA-3!	1.88E-04	2.20E-13	E	3
		%SEIS #GS-LOEP-2!	1.88E-04	4.54E-10	L	1
		%SEIS #GS-LOEP-3!	1.88E-04	5.44E-09	E	3
	Bin 2 (0.3-0.5g)	%SEIS #GSEISMIC-3!	1.88E-04	4.63E-10	E	2
		%SEIS #GS-LOCA-2!	4.22E-06	1.16E-10	L	4
		%SEIS #GS-LOCA-3!	4.22E-06	1.67E-09	E	3
		%SEIS #GS-LOEP-2!	4.22E-06	4.19E-09	L	1
	Bin 3** (0.5-1.0g)	%SEIS #GS-LOEP-3!	4.22E-06	6.04E-08	E	3
		%SEIS #GSEISMIC-3!	4.22E-06	2.75E-08	E	2
		%SEIS #GS-LOCA-2!	3.29E-07	3.03E-09	L	4
		%SEIS #GS-LOCA-3!	3.29E-07	1.94E-08	E	3
%SEIS #GS-LOEP-2!	3.29E-07	5.99E-09	L	1		
%SEIS #GS-LOEP-3!	3.29E-07	3.83E-08	E	3		
%SEIS #GSEISMIC-3!	3.29E-07	5.85E-08	E	2		

*) STC(source term category): 1(No release), 2(Ground early release), 3(Chimney early release), 4(Chimney late release)
**) Includes the seismic frequency more than 1.0g

As shown in Table 1, the release characteristics of radioactive materials by accident type of Hanaro facility were divided into four categories: 1) No release, 2) early ground release, 3) early release through chimney, and 4) late release through chimney. According to the MELCOR results, first of all, it should be noted that the core damage accident scenarios defined in the level 1 PSA model do not have a source term release due to no core damage. The release time of the source term is assumed very conservatively to be 1 hour after accident occurrence, even though all accident sequences have a lot of time to core damage without any mitigation measures due to the design characteristics of research reactor. The release amount of the source term through the chimney was determined by the results of MELCOR simulations under the very conservative assumptions that all fission products of the core inventory are released from core to reactor building. In addition, in the event of an earthquake-induced collapse of the reactor building, it was assumed that all source terms were immediately released at the ground level.

2.2 Modelling and Quantification of Population-Weighted Risk

A site-specific MACCS2¹ input model for Hanaro facilities [7] was developed to estimate the health effects of the surrounding population caused by the release of source terms. The results of health effect are usually used by population-weighted risks, i.e., acute fatality (EF) and latent cancer fatality (CF), which are the results of MACCS2 execution.

2.3 Results of the Preliminary Risk Profile

In this study, a 5 km radius for EF and 20 km radius for CF were applied around Hanaro reactor for population-weighted risk assessment. As a result, the preliminary average individual risk for Hanaro facilities were evaluated as 3.19e-11/yr as shown in Table 2. This figure is comparable to the safety goal reference (0.1% rule), and according to the literature [8] it was reported that the comparative reference was 5e-7/yr for EF and 1e-6/yr for CF. (>> 3.19e-11/yr (negligible)).

Finally, the total risk profile, the risk profiles for internal events and seismic events are shown in Figure 1 through 3, respectively. Note that no acute fatality was estimated.

3. Conclusions

The risk profile for the Hanaro research reactor was developed based on the conservative results of the preliminary level 1/2/3 PSA. As a result, the preliminary average individual risk for Hanaro facilities were evaluated as 3.19e-11/yr, which can be regarded to be insignificant through the comparison on the regulatory-side safety goal reference [8].

Acknowledgments

This work was supported by KAERI Research & Development Program, funded by the Korean government, Ministry of Science and ICT.

REFERENCES

- [1] Yoon-Hwan Lee, Seung-Cheol Jang, Internal Event Level 1 Probabilistic Safety Assessment for Korea Research Reactor, Transactions of the Korean Nuclear Society Spring Meeting, Jeju, Korea, May 13-14, 2021.
- [2] Gwan-Yeop Lee, *et. al.*, Nuclear Environmental Protection, Emergency Preparedness and Control Project, Research Report, KAERI/RR-4660/2020, 2021.
- [3] Jeong-Gon Ha, Hyun Jae Yoo, Tae Seob Kang, Seung-Cheol Jang, 'Preliminary Probabilistic Seismic Hazard Assessment for KAERI Site, Transactions of the Korean Nuclear Society Spring Meeting, Jeju, Korea, May 13-14, 2021.
- [4] Byeonghee Lee, Youngsu Na, Sang-Baik Kim, and Seung-Cheol Jang, Preliminary Thermal-Hydraulic Analysis of Beam Tube Break (BTLOCA) Accident at HANARO, Transactions of the Korean Nuclear Society Spring Meeting, Jeju, Korea, May 13-14, 2021.
- [5] D. Chanin, M. L. Young, Code Manual for MACCS2: Volume 1, User's Guide, NUREG/CR-6613 (SAM97-0594), Vol.1, U.S. NRC and U.S. DOE, 1998.
- [6] K. McFadden, N. E. Bixler, V. D. Cleary, Lee Eubanks, R. Haaker, and J. A. Mitchell, WinMACCS, a MACCS2 Interface for Calculating Health and Economic Consequences from Accidental Release of Radioactive Materials into the Atmosphere: User's Guide and Reference Manual WinMACCS Version 3, ML072350221, U.S. NRC, 2007.
- [7] Sora Kim, Byung-II Min, Kihyun Park, Kyung-suk Suh, and Seung-Cheol Jang, Development of preliminary MACCS2 input model for the Level 3 PSA on the KAERI Site, Transactions of the Korean Nuclear Society Spring Meeting, Jeju, Korea, May 13-14, 2021.
- [8] Do-Sam Kim, Technical Background and Application Plan for Establishment of the Performance Goal, Presented at the 14th Nuclear Safety Information Conference, KINS, 2009.

Table 2. The results for Hanaro Preliminary Risk

STC*	Event type CDF(/RY)(a)		population-weighted risk(b)(/person)		AVERAGE Individual Risk by Event Type (c=a*b)(/person-Ry)			
	Internal	Seismic	EF(within 5km)	CF(within 20Km)	EF(5km)		CF(20Km)	
					Internal	Seismic	Internal	seismic
1	3.68E-06	1.06E-08	0	0	0.00E+00	0.00E+00	0.00E+00	0.00E+00
2	0.00E+00	8.64E-08	0	3.16E-06	0.00E+00	0.00E+00	0.00E+00	2.73E-13
3	2.96E-07	1.25E-07	0	7.24E-06	0.00E+00	0.00E+00	2.15E-12	9.06E-13
4	5.70E-07	3.14E-09	0	7.07E-06	0.00E+00	0.00E+00	4.03E-12	2.22E-14
Sub-total (A=Σa)	4.55E-06	2.25E-07	Sum of Individual Risk(C=Σc)		0.00E+00	0.00E+00	6.17E-12	1.20E-12
			Freq.-weighted Individual Risk(d=C/A)		0.00E+00	0.00E+00	1.36E-06	5.33E-06
Total (E=ΣA)	4.77E-06		Freq.-weighted Sub-total individual risk(D=Σd)		0.00E+00		6.69E-06	
			Total Average Individual Risk (F=E*D)		0.00E+00		3.19E-11	

*) source term category: 1(no release), 2(Ground early release), 3(Chimney early release), 4(Chimney late release)

¹ MACCS2 (MELCOR Accident Consequence Code System Version 2) [5],[6]

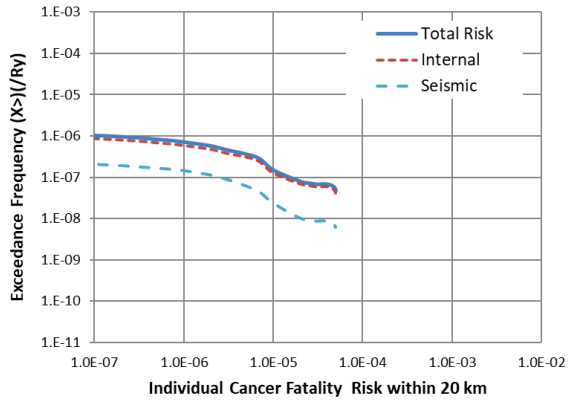


Figure 1. The Preliminary Risk Profiles for Hanaro (Total individual cancer fatality)

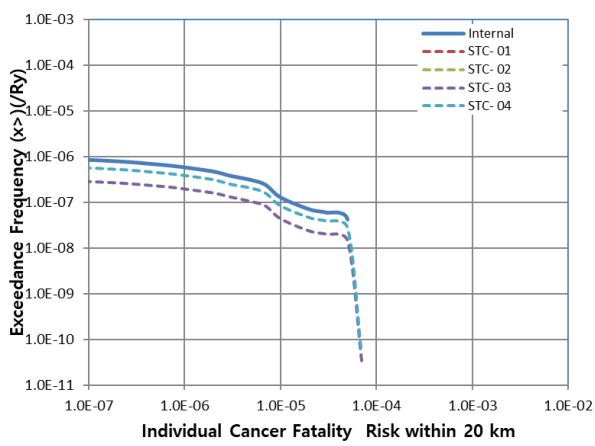


Figure 2. The Preliminary Risk Profiles for Hanaro Internal Events

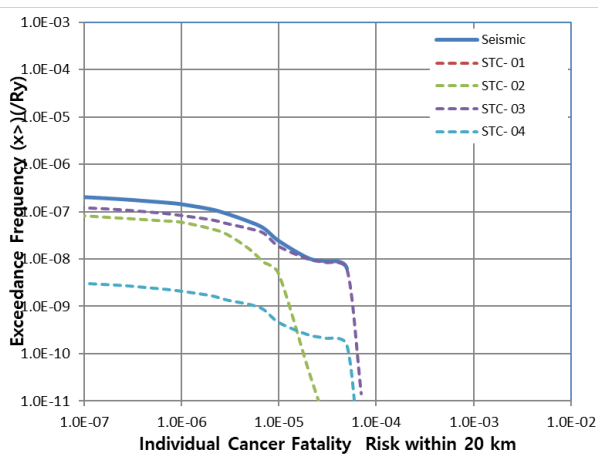


Figure 3. The Preliminary Risk Profiles for Hanaro Seismic Events